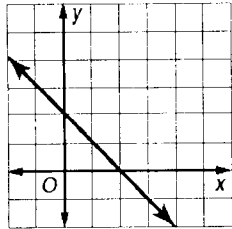


Alg1a AHSGE Practice (7 topics - ID 514)


Multiple Choice

Identify the letter of the choice that best completes the statement or answers the question.

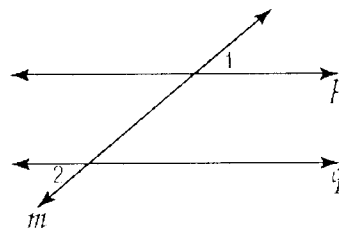
1. What is the equation of the line shown in the graph?



- a. $y = x - 2$ b. $y = -x - 2$ c. $y = -x + 2$ d. $y = x + 2$
2. What is the equation of the line passing through the points (2, 5) and (4, 6)?
- a. $y = 2x + 1$ b. $y = \frac{1}{2}x + 4$ c. $y = -\frac{1}{2}x + 6$ d. $y = -2x + 9$
3. Which of these inequalities describes this graph?



- a. $-4 < x < 3$ b. $-4 \leq x < 3$ c. $-4 < x \leq 3$ d. $-4 \leq x \leq 3$
4. What is the equation of a line with slope $\frac{3}{4}$ that passes through the point $(-4, -5)$?
- a. $y = \frac{3}{4}x - \frac{31}{4}$ b. $y = \frac{3}{4}x - \frac{1}{4}$ c. $y = \frac{3}{4}x - 8$ d. $y = \frac{3}{4}x - 2$
5. What is the equation of a line with slope -2 that passes through the point $(0, -4)$?
- a. $y = -2x - 4$ b. $y = -2x - 2$ c. $y = -2x + 8$ d. $y = -2x$
6. Given: $p \parallel q$, $m\angle 1 = 40^\circ$. What is $m\angle 2$?



- a. 30° b. 40° c. 50° d. 140°
7. A circular sundial has a circumference of 32π inches. What is the area of the sundial?
- a. 256π square inches b. 1024π square inches c. 256 square inches d. 1024 square inches

Alg1a AHSGE Practice (7 topics - ID 514)

Answer Section

MULTIPLE CHOICE

1. C
2. B
3. B
4. D
5. A
6. B
7. A