

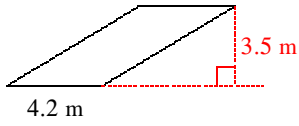
Worksheet 2

Practice for Q3Exam2

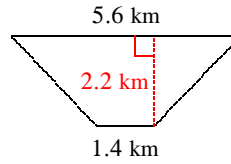
© 2011 Kuta Software LLC. All rights reserved.

Find the area of each.

16)

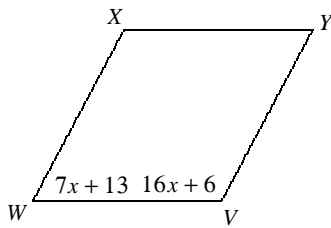


17)

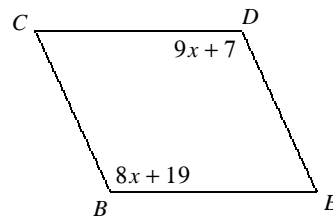


Find the measurement indicated in each parallelogram.

18) Find $m\angle V$

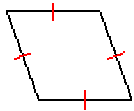


19) Find $m\angle D$

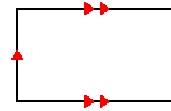


State all possible names for each figure.

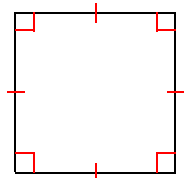
20)



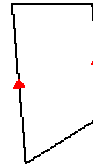
21)



22)

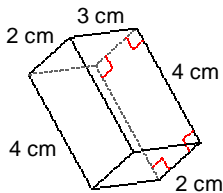


23)

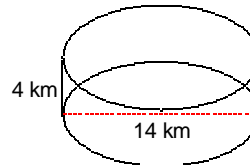


Find the surface area of each figure. Round your answers to the nearest whole, if necessary.

24)



25)



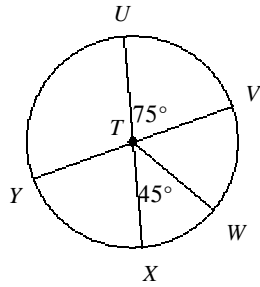
Find the circumference of each circle. Exact answer.

26) radius = 4 mi

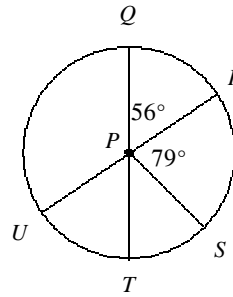
27) radius = 7 m

Find the measure of the arc or central angle indicated. Assume that lines which appear to be diameters are actual diameters.

28) $m\angle VTW$

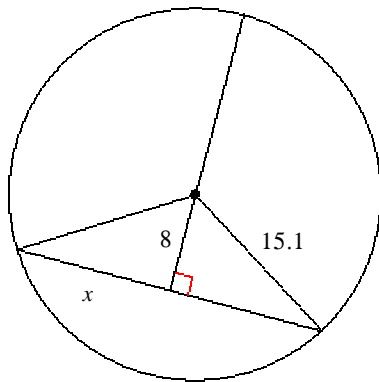


29) $m\angle SPU$

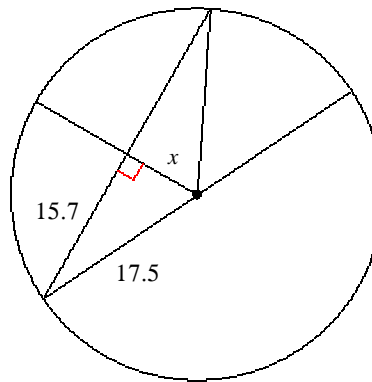


Find the length of the segment indicated. Round your answer to the nearest tenth if necessary.

30)



31)



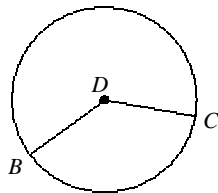
Find the length of each arc.

32) $r = 11$ m, $q = 90^\circ$

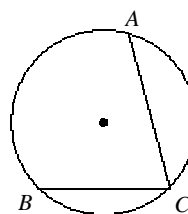
33) $r = 16$ m, $q = 300^\circ$

State if each angle is an inscribed angle. If it is, name the angle and the intercepted arc.

34)

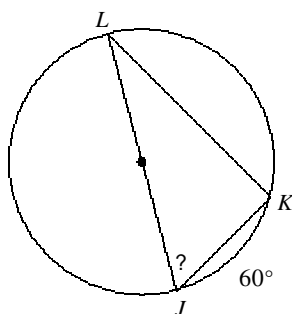


35)

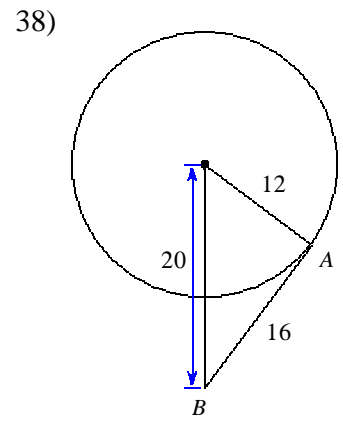
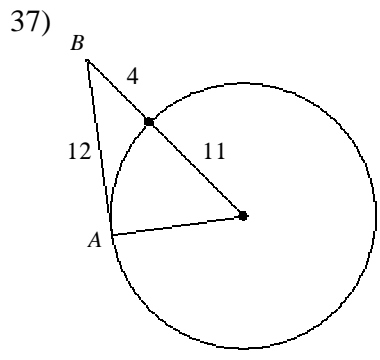


Find the measure of the arc or angle indicated.

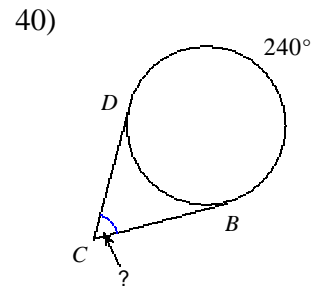
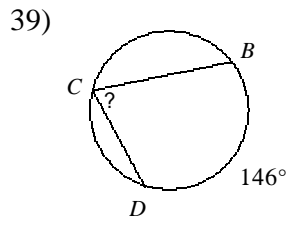
36)



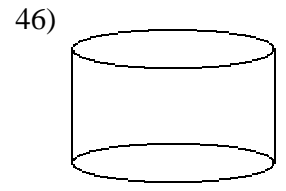
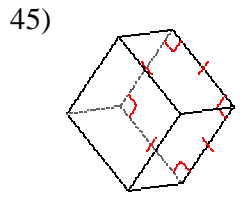
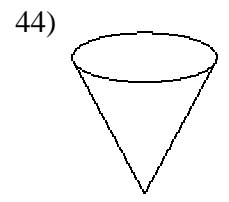
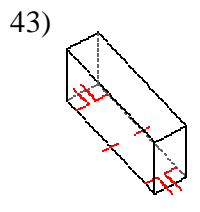
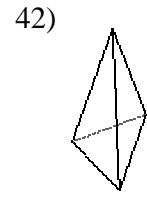
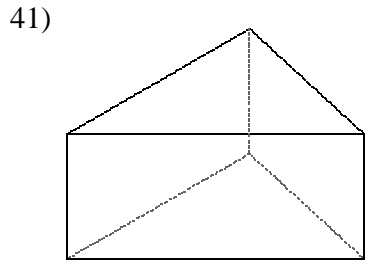
Determine if line AB is tangent to the circle.



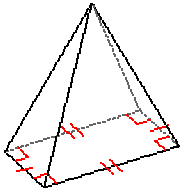
Find the measure of the arc or angle indicated. Assume that lines which appear tangent are tangent.



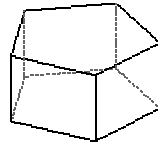
Name each figure.



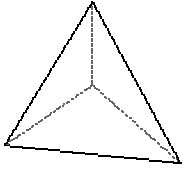
47)



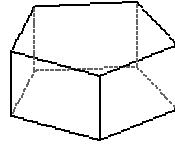
48)



49)

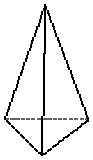


50)

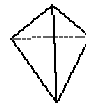


Sketch the net of each solid.

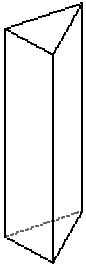
51)



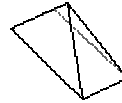
52)



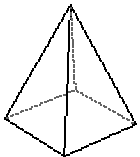
53)



54)

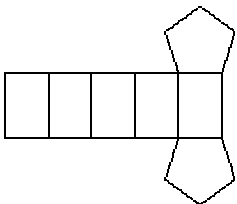


55)

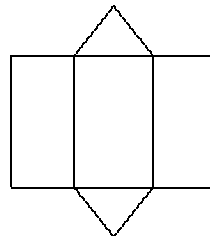


Identify each solid given its net.

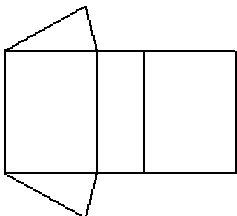
56)



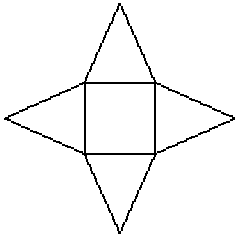
57)



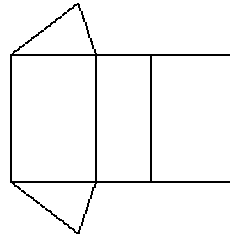
58)



59)

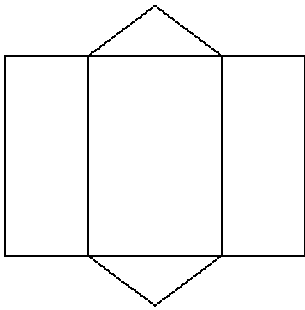


60)

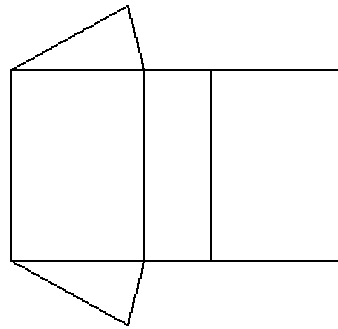


Sketch that solid that can be created from each net.

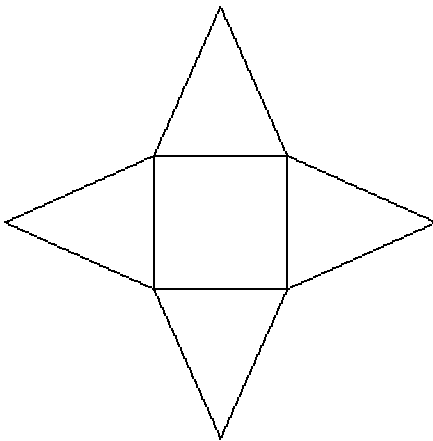
61)



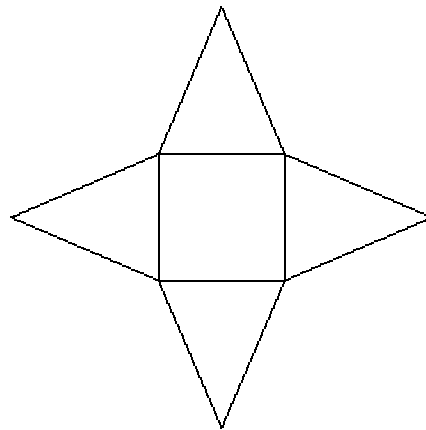
62)



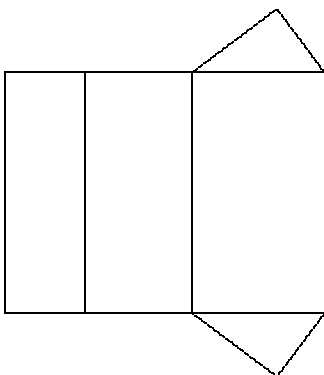
63)



64)

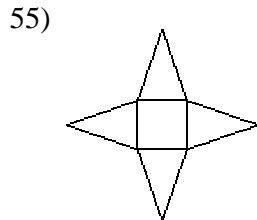
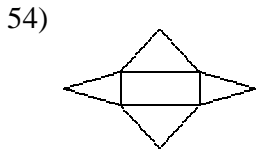
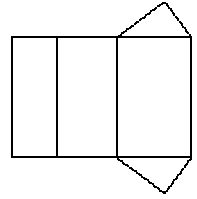
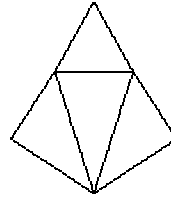
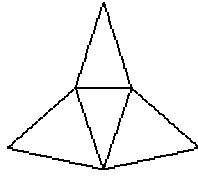


65)



Answers to Practice for Q3Exam2 (ID: 1)

- | | | | |
|--|--------------------------------------|----------------------------------|---------------------------------|
| 16) 14.7 m^2 | 17) 7.7 km^2 | 18) 118° | 19) 115° |
| 20) quadrilateral, parallelogram, rhombus | | 21) quadrilateral, parallelogram | |
| 22) quadrilateral, parallelogram, rhombus, rectangle, square | | | |
| 23) quadrilateral, trapezoid | 24) 52 cm^2 | 25) $154\pi \text{ km}^2$ | |
| 26) $8\pi \text{ mi}$ | 27) $14\pi \text{ m}$ | 28) 60° | 29) 101° |
| 30) 12.8 | 31) 7.7 | 32) $\frac{11\pi}{2} \text{ m}$ | 33) $\frac{80\pi}{3} \text{ m}$ |
| 34) No | 35) Yes; $m\angle BCA, \widehat{BA}$ | 36) 60° | 37) Not tangent |
| 38) Tangent | 39) 73° | 40) 60° | 41) triangular prism |
| 42) triangular pyramid | 43) rectangular prism | 44) cone | 45) square prism |
| 46) cylinder | 47) rectangular pyramid | 48) pentagonal prism | 49) triangular pyramid |
| 50) pentagonal prism | 51) | 52) | 53) |



56) pentagonal prism

57) triangular prism

58) triangular prism

59) square pyramid

60) triangular prism

61)

